

Report No.: 1

Test Time: 13.12.2017 10:40

Luminaire Property

Luminaire Manufacturer: FAROS

Lamp Description: FW 150 100W Refond 130-140Lm 5000K 80x100

Luminous Length (mm): 418

Luminous Width (mm): 181

Voltage: 231.6 V

Current: 0.415 A

Power: 93.44 W

Power Factor: 0.970

Photometric Results

CIE Class: Direct

Measurement Flux: 11236.1 lm

Downward Ratio: 100%

Total Rated Lamp Lumens: 11236.1 lm

Efficiency: 100%

Upward Ratio: 0%

Field Angle(C0/C180,C90/C270,C45/C225,C135/315): 119.2, 135.3, 136.0, 135.2

Beam Angle(C0/C180,C90/C270,C45/C225,C135/315): 103.7, 115.1, 119.8, 119.5

Luminaire Efficacy Rating (LER): 120.30

Central Intensity: 1742.07 cd

Max. Intensity: 5394.63 cd

Pos of Max. Intensity: H180 V38

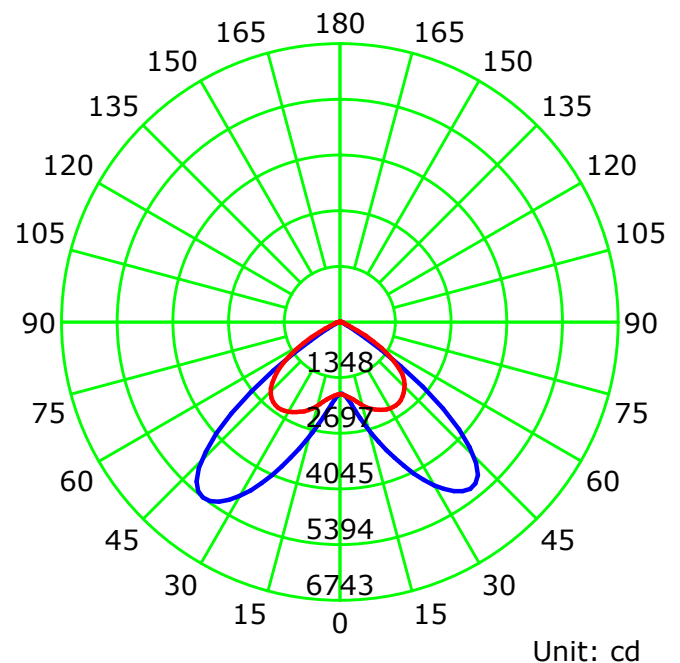
S/MH(C0/C180): 2.39

S/MH(C90/C270): 1.92

Picture Of Luminaire



Luminous Intensity Distribution Curve



— C0-C180 — C90-C270

C Plane (°):0.0-360.0: 22.5

Test Lab:

Test Type: TYPE C

Temperature:

Operator:

Gamma Plane (°):0.0-180.0:2.0

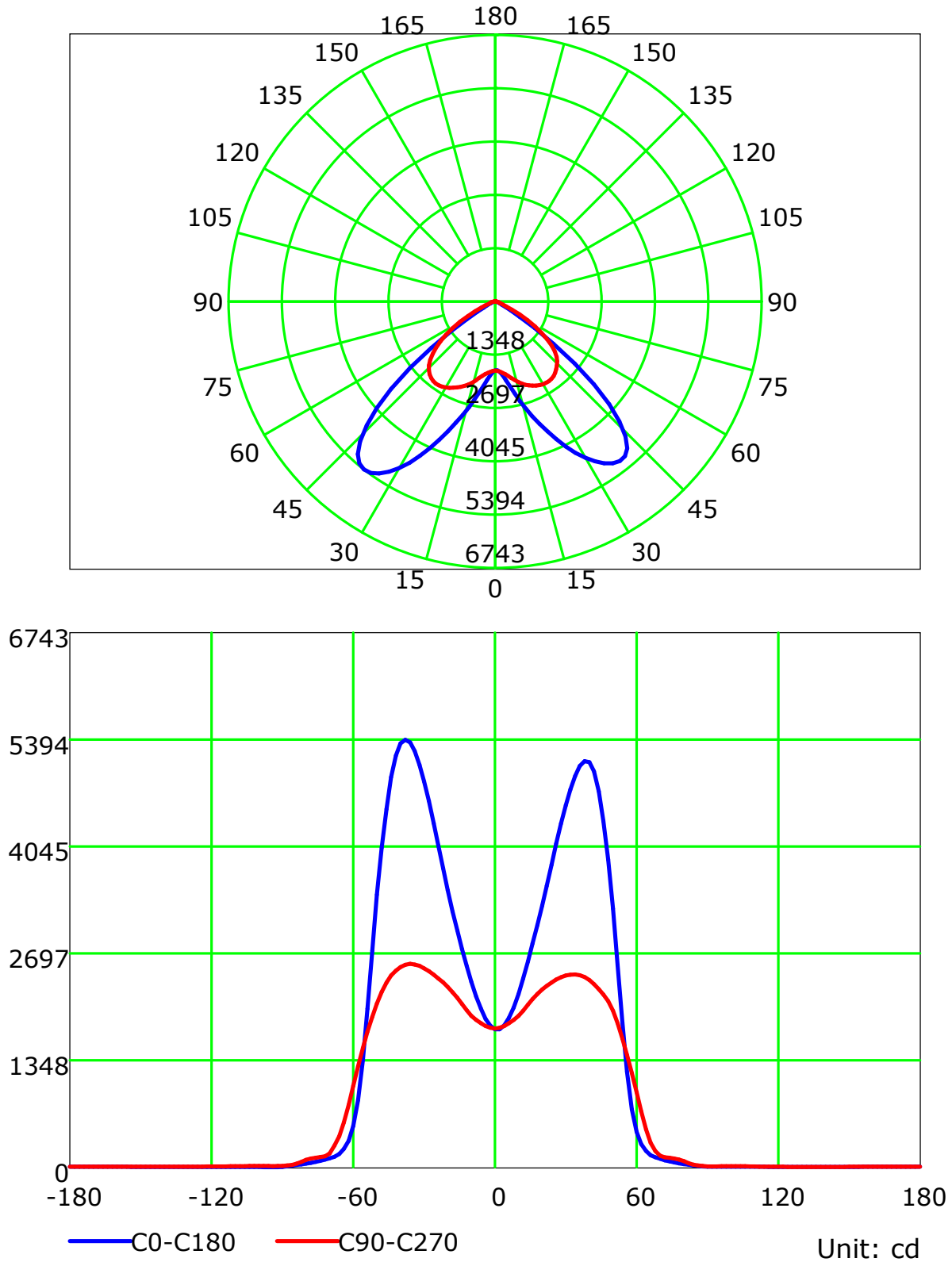
Test Device: LSG-1800B

Distance: 12.606 m

Humidity:

Inspector:

Luminous Intensity Distribution Curve



C Plane (°):0.0-360.0: 22.5

Test Lab:

Test Type: TYPE C

Temperature:

Operator:

Gamma Plane (°):0.0-180.0:2.0

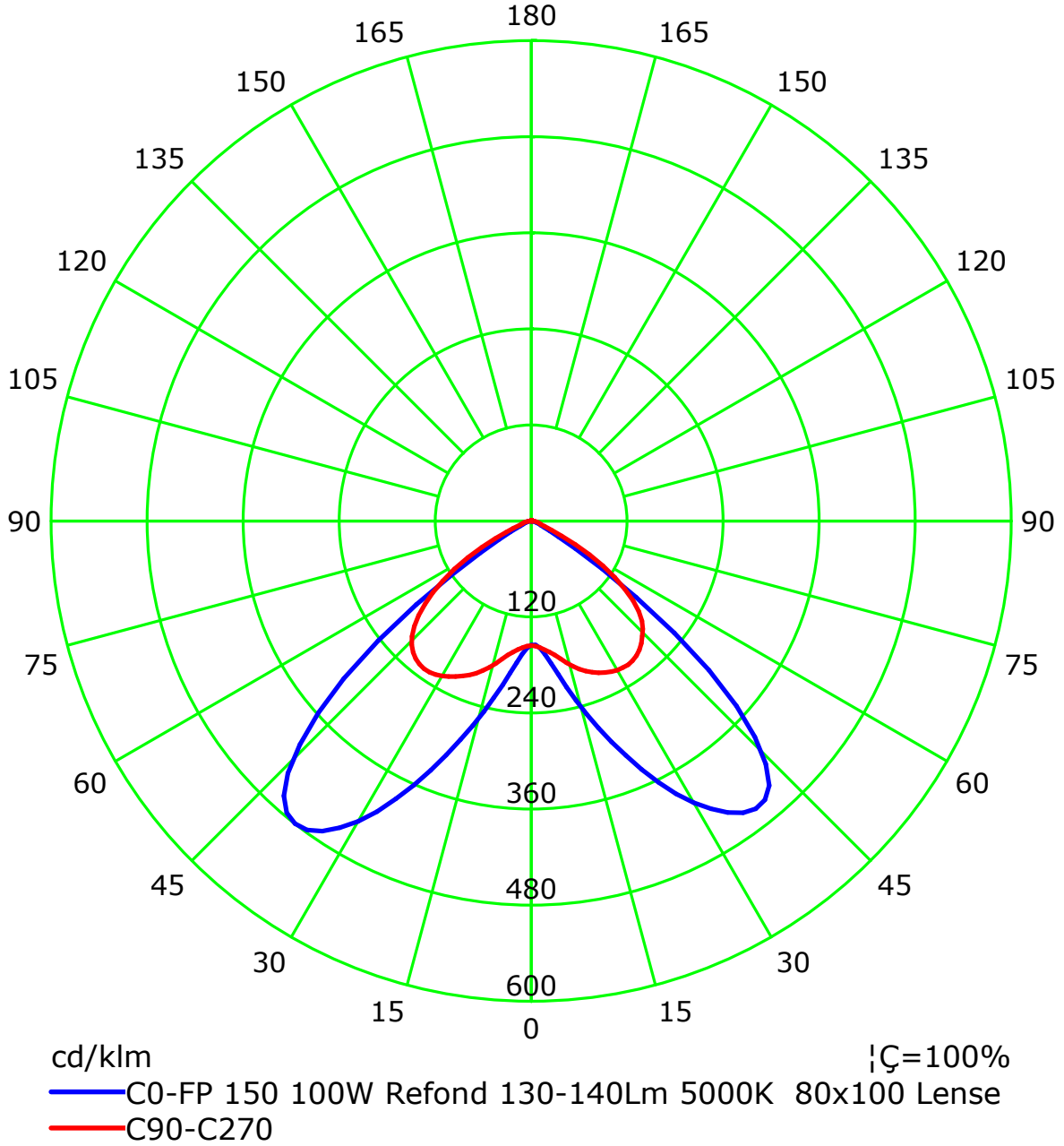
Test Device: LSG-1800B

Distance: 12.606 m

Humidity:

Inspector:

Luminous Intensity Distribution Curve(cd/klm)



C Plane (°):0.0-360.0: 22.5

Test Lab:

Test Type: TYPE C

Temperature:

Operator:

Gamma Plane (°):0.0-180.0:2.0

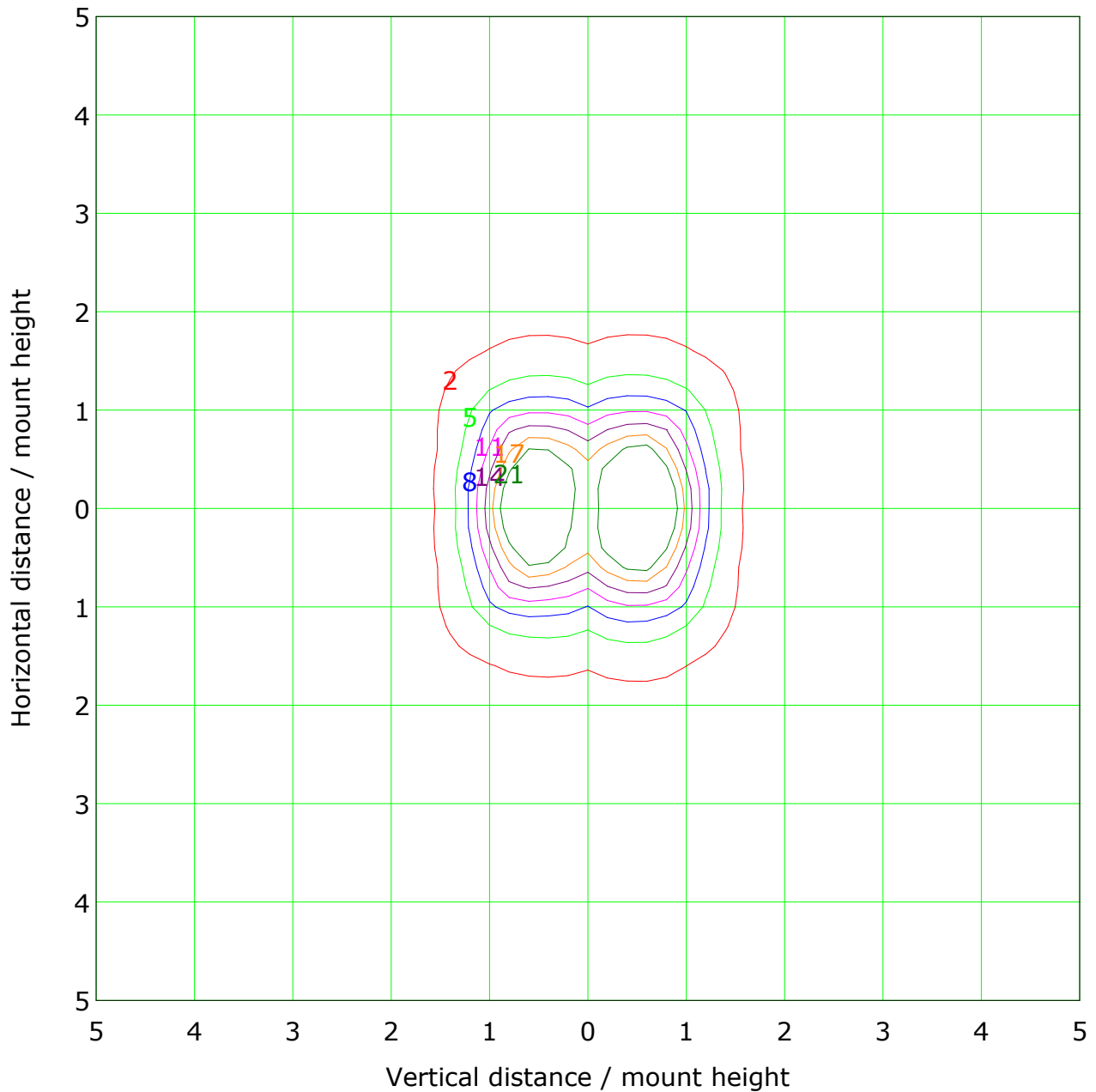
Test Device: LSG-1800B

Distance: 12.606 m

Humidity:

Inspector:

IsoLux Plot



Mounting Height: 10.0m		Max Lux(100%): 31.8 lx	
(5%):	1.6 lx	(15%):	4.8 lx
(25%):	7.9 lx	(35%):	11.1 lx
(45%):	14.3 lx	(55%):	17.5 lx
(65%):	20.7 lx		

C Plane (°):0.0-360.0: 22.5

Test Lab:

Test Type: TYPE C

Temperature:

Operator:

Gamma Plane (°):0.0-180.0:2.0

Test Device: LSG-1800B

Distance: 12.606 m

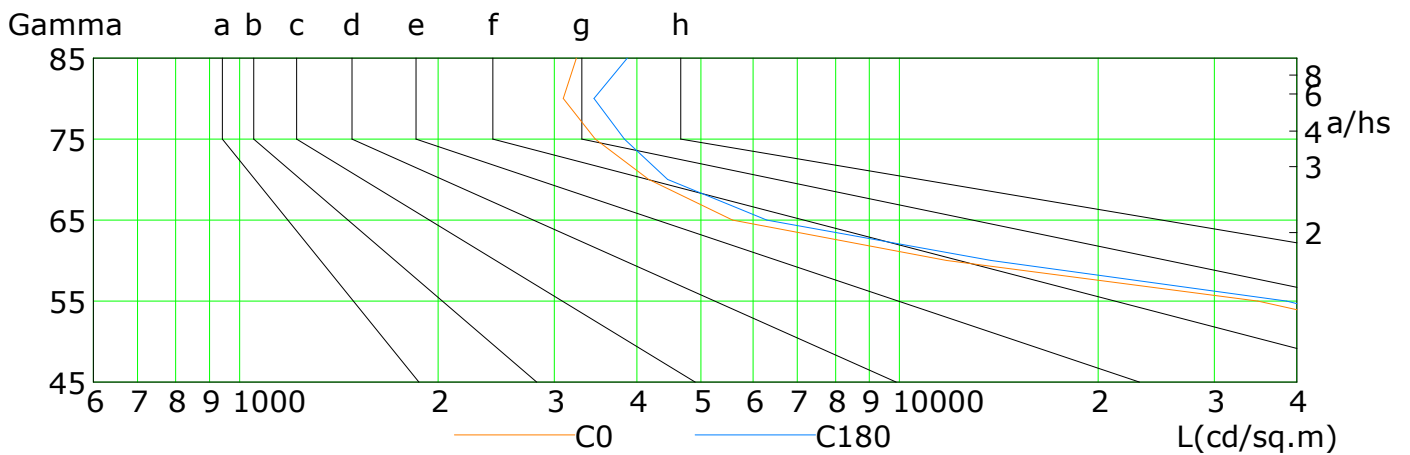
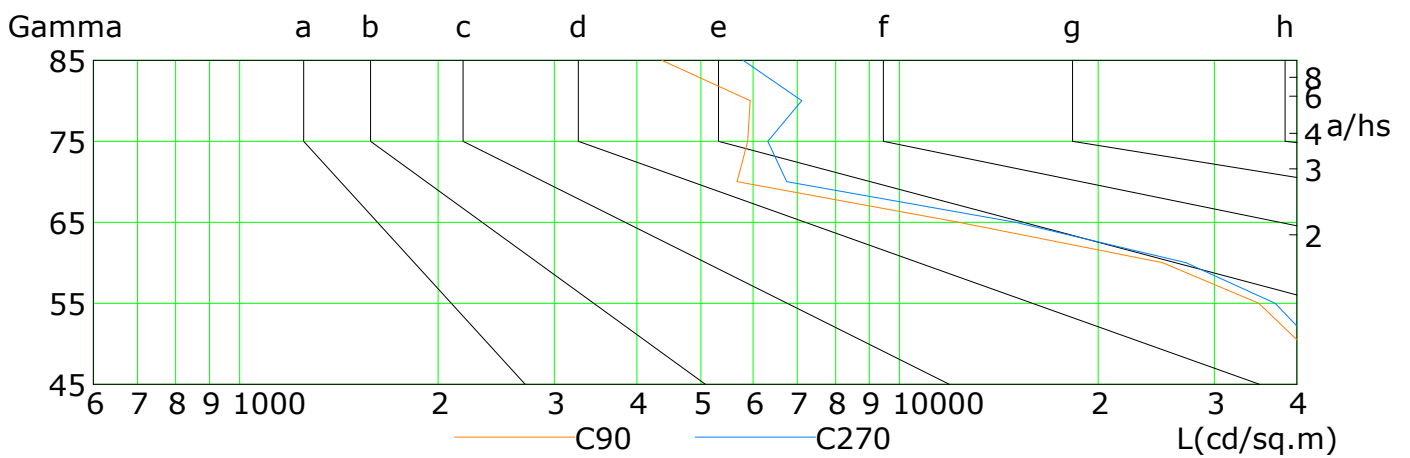
Humidity:

Inspector:

Lum Limit Curve

Dazzle	Quality	Illuminance (lx)							
1.15	A	2000	1000	500	<=300				
1.50	B		2000	1000	500	<=300			
1.85	C			2000	1000	500	<=300		
2.20	D				2000	1000	500	<=300	
2.55	E					2000	1000	500	<=300

a b c d e f g h



L(cd/sq.m)	G45	G50	G55	G60	G65	G70	G75	G80	G85
C0	85147	67078	34907	11774	5588	4169	3461	3093	3239
C90	41368	40599	35027	25039	12303	5677	5888	5939	4362
C180	88254	70731	38627	13763	6297	4451	3830	3445	3870
C270	44393	42472	37087	27160	14993	6750	6319	7110	5793

C Plane (°):0.0-360.0: 22.5

Test Lab:

Test Type: TYPE C

Temperature:

Operator:

Gamma Plane (°):0.0-180.0:2.0

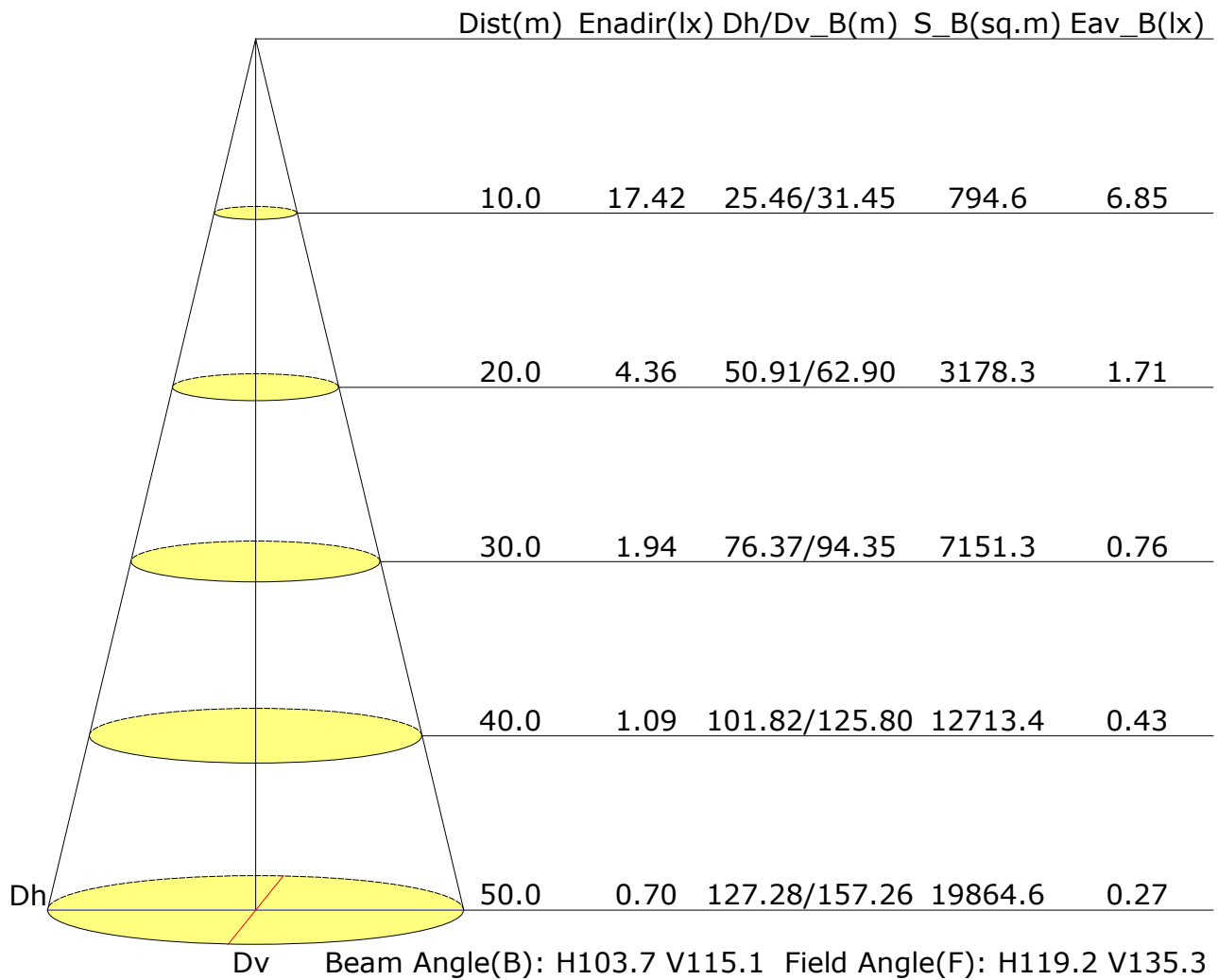
Test Device: LSG-1800B

Distance: 12.606 m

Humidity:

Inspector:

Illuminance at a Distance



C Plane (°):0.0-360.0: 22.5

Test Lab:

Test Type: TYPE C

Temperature:

Operator:

Gamma Plane (°):0.0-180.0:2.0

Test Device: LSG-1800B

Distance: 12.606 m

Humidity:

Inspector: